



Dear nursery school parents and carers,

School Notice Board

Important notices:

We are recruiting for parent governors to come and join our committed and positive team of governors. If you would like to learn about the strategic role of our governing body and how it supports our school, please speak to Helen or Lexy to find out more.

Housekeeping:

Covid Measures

Adults please wear masks on site (unless you are exempt).

The gate

Thank you all for working with us to arrive by 9.10am and buzzing through to Reception if you unavoidably arrive later than this.

Bag Contents

Please remember to supply nappies, pull-ups and wipes in your child's bag, if needed. As the weather gets colder, keep spare clothes replenished **and labelled** so that we can change any child who gets wet during their play and exploration.

Medicine

Always hand medicine or cream to a member of staff and fill in a medication form.

Requests:

Toys

Please remember to keep toys and cuddly toys at home unless necessary and discussed with the team.

Our Toys

We lose many small parts: ladybirds, coloured blocks, pegs, magnets, cars etc. etc. All these things are desirable and innocently end up in small pockets. If they do come home, we would be extremely grateful if you can bring them back. We have such nice sets of things – but only any good if kept as a set. (Last week I think 8 of the 10 large ladybirds flew away home!)

Important information Update.

Your Child's Personal Information Update

This week we will be checking that our contact information; parental responsibility information; and, our collection and photo permissions are all up to date. We need you to let us know if there have been any changes to these.

A Better Christmas – Donations needed

Please join in with Chippy Larder's "Better Christmas" by taking donations of new gifts/toys for 0-18 yr olds to the Chipping Norton Leisure Centre. They will then set up a pop-up shop at Chipping Norton Leisure Centre and invite families to come and choose gifts for their children

It's as simple as that. Donations need to be handed in to the leisure centre by 14.12.2021.

Forest School

This week **Blue and Green** Group are learning about den building in the wild area and enjoying
A Forest School song and a hot chocolate and a biscuit!

Please find ongoing risk assessments attached with this newsletter. I will let you know which activity we are doing each week.


What we have been doing

A Little House

I'm going to build a little house
With windows big and bright
A chimney tall with curling smoke
Drifting out of sight.
In winter when the cold wind blows
Or when I hear a storm,
I'll go and sit in my little house
And I'll be safe and warm



The poem inspired building with different resources: community blocks, the light box, cardboard boxes and making dens in the wild garden at forest school.



Opportunities for mark-making over the last few weeks



There are many steps to work through to make yourself into a successful writer. It doesn't just happen in one go. The following photos show some of the experiences we use to guide your child step by step to becoming a motivated and able writer.

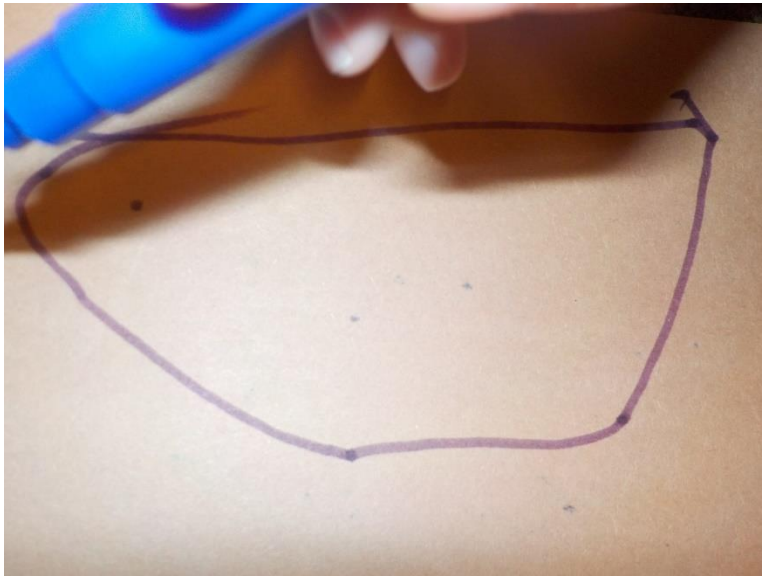


The touch and feel – the tactile exploration – of mark-making is the place to start. Here, your attention follows the feelings of the hand and arm as you experience slipping paint over a surface or stirring mud in a puddle. Next, your child's attention will rest on the free marks that are being made.


At this stage making marks on all sorts of surfaces is great because the sensation and results are all different.



Picture books can always lead straight to mark making as a child wants to express their ideas from the story or non-fiction book. We took clay outside to use to represent the story of the Gingerbread Man. We explored using hands, feet, cutters and tools to mark, shape and mould the gingerbread man. All of these efforts strengthened fine and gross motor muscles which are both used in writing. (see home learning this week)



Free flowing marks then naturally, in their time, progress into a purposeful mark that represents something: “that’s me”. This may be a line, a dot, or later, an enclosed shape.



This child was ready to receive just enough support to really move their learning on and produce a more detailed recognisable drawing. The teacher commented and described their marks as they worked. She encouraged the child to go further with simple statements and open questions: “Now he needs a tummy”; “I wonder where his legs go?”

There are different ways to grip the pen. Children often start holding a pen in a fist; then, can change to an overhand hold; then can be supported to try laying the pen down flat, pinching the pen near the tip and then flipping it back to rest in their hand.

Fine motor muscles (the ones that move fingers) develop at different rates for different children, so just enjoy celebrating the stage they are at and feel confident that all will come in good time. (See home learning this week for tips on how to support and encourage writing skills)



With secretarial confidence growing, the next step is to find reasons to write. Every roleplay game is made better with writing. If you are playing trains, you need to make tickets; if you are going shopping, you need a shopping list; if you are running a mud kitchen café, you need menus and you need to take orders.

This stage is a wonderful thing, where a child's confidence takes flight as each valuable bit of magic writing adds to their sense of being a successful writer.

Please note – no letters have even been formed yet. At this stage celebrate the intended meaning of every mark and help use it in your child's play.

To be continued

Home Learning



- This first link is a great short article by an experienced Early Years teacher and writer called Kirstine Beeley, who gives loads of simple fun ideas for building up strength in small hands.


<https://www.teachearlyyears.com/learning-and-development/view/developing-fine-motor-skills>



60+ FINGER GYMS

Fine Motor Skills activities and printables

- This website is filled with images of ideas and one-line instructions. Very easy to be inspired!



<https://nurturestore.co.uk/finger-gym-ideas-for-reception-fine-motor-skills-activities>

Next week's newsletter will be filled with Christmas plans, dates and news!



Very best wishes from

The ACE Centre Nursery School